




# 2025 NINJA® 650

**Kawasaki**  
Let the Good Times Roll®



-  CANDY STEEL FURNACE ORANGE/METALLIC SPARK BLACK/  
METALLIC ROYAL PURPLE
-  METALLIC SPARK BLACK/METALLIC FLAT SPARK BLACK
-  METALLIC MATTE OLD SCHOOL GREEN/METALLIC SPARK BLACK



## POWER

<b>Engine</b>	4-stroke, parallel twin, DOHC, 8-valve, liquid cooled
<b>Displacement</b>	649cc
<b>Bore x Stroke</b>	83.0 x 60.0mm
<b>Compression Ratio</b>	10.8:1
<b>Maximum Horsepower</b>	67.0 hp <sup>1</sup> @ 8,000 rpm
<b>Maximum Torque</b>	48.5 lb-ft @ 6,700 rpm
<b>Fuel System</b>	DFI® with dual 36mm Keihin throttle bodies
<b>Ignition</b>	TCBI with Electronic Advance
<b>Transmission</b>	6-speed
<b>Final Drive</b>	Sealed chain
<b>Electronic Rider Aids</b>	Kawasaki TRaction Control (KTRC), Anti-lock Brake System (ABS only)

<b>Rear Tire</b>	160/60 x 17
<b>Front Brakes</b>	Dual 300mm petal-type discs and 2-piston calipers (and ABS)
<b>Rear Brakes</b>	Single 220mm petal-type disc and single-piston caliper (and ABS)

## DETAILS

<b>Frame Type</b>	Trellis, high-tensile steel
<b>Rake/Trail</b>	24.0° / 3.9 in
<b>Overall Length</b>	80.9 in
<b>Overall Width</b>	29.1 in
<b>Overall Height</b>	45.1 in
<b>Ground Clearance</b>	5.1 in
<b>Seat Height</b>	31.1 in
<b>Curb Weight</b>	423.4 lb* (ABS), 421.2 lb* (non-ABS)
<b>Fuel Capacity</b>	4.0 gal
<b>Wheelbase</b>	55.5 in
<b>Color Choices</b>	Candy Steel Furnace Orange/Metallic Spark Black/Metallic Royal Purple, Metallic Matte Old School Green/Metallic Spark Black, Metallic Spark Black/Metallic Flat Spark Black
<b>Warranty</b>	12 Month Limited Warranty

## PERFORMANCE

<b>Front Suspension / Wheel Travel</b>	41mm hydraulic telescopic fork/4.9 in
<b>Rear Suspension / Wheel Travel</b>	Horizontal back-link with adjustable spring preload/5.1 in
<b>Front Tire</b>	120/70 x 17

Scan with camera to view videos, key features and more.



\*Curb weight includes all necessary materials and fluids to operate correctly, full tank of fuel (more than 90 percent capacity) and tool kit (if supplied).  
<sup>1</sup>This vehicle's HP was measured according to ISO standard 4106. This ISO standard measures HP differently than the SAE standards by which the horsepower of many cars is measured, and as a result the referenced HP measurement may be higher than if it were measured by an SAE standard.  
 KAWASAKI CARES: Read Owner's Manual and all on-product warnings. Always wear a helmet, eye protection and proper apparel. Never ride under the influence of drugs or alcohol. Adhere to the maintenance schedule in your Owner's Manual. ©2025 Kawasaki Motors Corp., U.S.A.  
 Specifications subject to change. Visit [peru.kawasaki-la.com](http://peru.kawasaki-la.com) for full product details.