




2025

NINJA® 500

Kawasaki
Let the Good Times Roll®



-  METALLIC MATTE WHITISH SILVER/METALLIC MOONDUST GRAY
-  PASSION RED/METALLIC FLAT SPARK BLACK/
METALLIC MATTE DARK GRAY
-  METALLIC FLAT SPARK BLACK/METALLIC SPARK BLACK/
METALLIC MOONDUST GRAY



POWER		Rear Brakes	Single 220mm disc with single-piston caliper (and ABS)
Engine	4-stroke, Parallel Twin, DOHC, liquid-cooled	DETAILS	
Displacement	451cc	Frame Type	Trellis, high-tensile steel
Bore x Stroke	70.0 x 58.6mm	Rake/Trail	24.5° / 3.6 in
Compression Ratio	11.3:1	Overall Length	78.5 in
Maximum Torque	31.7 lb-ft @ 7,500 rpm	Overall Width	28.7 in
Fuel System	DFI® with dual 32mm throttle bodies	Overall Height	44.1 in
Ignition	TCBI with Digital Advance	Ground Clearance	5.7 in
Transmission	6-speed	Seat Height	30.9 in
Final Drive	Sealed chain	Estimated Dry Weight	344.0 lb** (ABS) / 346.2 lb** (ABS) 50-State Model, 339.6 lb** (non-ABS) / 341.8 lb** (non-ABS) 50-State Model
Electronic Rider Aids	Economical Riding Indicator, Anti-lock Brake System (ABS only)	Curb Weight	374.9 lb*(ABS) / 377.1 lb* (ABS) 50-State Model, 370.4 lb* (non-ABS) / 372.6 lb* (non-ABS) 50-State Model
PERFORMANCE		Fuel Capacity	3.7 gal
Front Suspension / Wheel Travel	41mm hydraulic telescopic fork/4.7 in	Wheelbase	54.1 in
Rear Suspension / Wheel Travel	Horizontal back-link with adjustable spring preload/5.1 in	Special Features	ERGO-FIT®, LCD Instrumentation with Smartphone Connectivity via RIDEOLOGY THE APP
Front Tire	110/70-17	Color Choices	Metallic Matte Whitish Silver/Metallic Moondust Gray, Passion Red/Metallic Flat Spark Black/Metallic Matte Dark Gray, Metallic Flat Spark Black/Metallic Spark Black/Metallic Moondust Gray
Rear Tire	150/60-17	Warranty	12 Month Limited Warranty
Front Brakes	Single 310mm semi-floating disc with 2-piston calipers (and ABS)		

Scan with camera
to view videos,
key features
and more.



*Curb weight includes all necessary materials and fluids to operate correctly, full tank of fuel (more than 90 percent capacity) and tool kit (if supplied).
**Dry weight does not include all necessary materials and fluids to operate correctly, full tank of fuel (more than 90 percent capacity) and tool kit (if supplied).
¹This vehicle's HP was measured according to ISO standard 4106. This ISO standard measures HP differently than the SAE standards by which the horsepower of many cars is measured, and as a result the referenced HP measurement may be higher than if it were measured by an SAE standard.
KAWASAKI CARES: Read Owner's Manual and all on-product warnings. Always wear a helmet, eye protection and proper apparel. Never ride under the influence of drugs or alcohol. Adhere to the maintenance schedule in your Owner's Manual. ©2026 Kawasaki Motors Corp., U.S.A.
Specifications subject to change. Visit peru.kawasaki-la.com for full product details.